




ANIMATED LED WITCH™

INSTALLATION AND OPERATING INSTRUCTIONS

KEEP ALL PLASTIC AND WIRE PARTS AWAY FROM CHILDREN

WARNING: DO NOT TURN ON THE PROP UNTIL FULLY ASSEMBLED. STAY CLEAR OF THE PROP WHILE OPERATING.
ESTIMATED ASSEMBLY TIME 10 MINUTES.

1. METAL STAND
2. HEAD AND BODY
3. LOWER POLE
4. CENTER POLE
5. UPPER POLE AND CONTROL BOX
6. 6V2A ADAPTER



ASSEMBLY



1. Snap lock the LOWER POLE into the METAL FRAME.

Match A to A



2. Snap lock the CENTER POLE into the LOWER POLE.

Match B to B




3. Snap lock the UPPER POLE AND CONTROL BOX into the CENTER POLE.

Match C to C




4. Snap lock the BODY AND HEAD onto the CENTER POLE.

Match D to D



5. Connect the wires located under the fabric to the CONTROL BOX.

Match E to E



6. Connect the wires located under the fabric to the CONTROL BOX.

Match F to F



7. Insert 4 AA batteries (not included) or 6V2A adapter (included) into the control box. Move the switch to the on position. Make a loud sound (clap) or move in front of the item to activate. Turn the item off when not in use. Remove adapter when using batteries.



8. To complete your set up attach the hook and loop located under the dress to the hook and loop fastener located on the front of the frame.

OPTIONAL FOOTPAD SET UP

FOOTPAD IS NOT INCLUDED. MUST BE PURCHASED SEPARATELY.

1. Insert the cable from optional footpad into the jack labeled FOOTPAD on the MODULE.
 2. Place the switch in the FOOTPAD position to enable FOOTPAD activation.
 3. Step on the FOOTPAD to activate the scary sequence!
- * Footpads are sold separately and can be purchased at www.tekkyaccessories.com



OPTIONAL EXTERNAL SPEAKER SET UP

EXTERNAL SPEAKER IS NOT INCLUDED. MUST BE PURCHASED SEPARATELY.

1. Plug speaker cord into the jack labeled SPEAKER JACK located on the MODULE.
2. Use volume knob on external speaker to control volume levels.



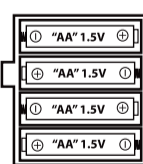
TROUBLESHOOTING

PROBLEM	SOLUTION
Item will not activate/Motion sensor does not work	Ensure motion sensor is located on the front of the BODY is not blocked by fabric or any other obstructions. To test the motion sensor, shine a flashlight in the motion sensor tube.
Item will not activate/Head or mouth will not move	Ensure all wires are connected securely and matched with the correct labels.
Sound is distorted or faint	If using batteries, replace with fresh batteries.
No Sound.	Ensure the volume knob is NOT turned all the way down.
No lights in eyes.	Ensure all wires are connected securely and matched with the correct labels.
Still experiencing a problem?	Please call 1-855-HD-HOLIDAY or go to tekkydesign.com for further assistance.



1007 414 695
Model 22TK60412 Animated Witch (Tekky item 60412)
UPC 6-69703-60412-2

Battery Diagram



BATTERY INSTRUCTIONS AND CAUTIONS

Battery installation and removal should be performed by an adult.
Remove batteries when not in use.
Use only batteries recommended in the instructions.
Do not mix new and used batteries.
Do not mix alkaline, carbon-zinc, nickel-cadmium, rechargeable or different types of batteries.
Be mindful to insert batteries with the correct polarity (+/-) as indicated.
Remove all exhausted batteries.
Rechargeable batteries are only to be charged under adult supervision.
Rechargeable batteries are to be removed from the item before being charged.
Non-rechargeable batteries are not to be recharged.
The supply terminals are not to be short-circuited.
Always dispose of exhausted batteries properly.
Do NOT dispose of batteries in fire, they may leak or explode.

Warning! This item is not a toy. For decoration only. Small parts, choking hazard. This product is intended for use by persons 15 years of age and older. Not intended for use by children ages 14 years and younger.

WARNING
DO NOT TURN ITEM ON UNTIL YOU HAVE COMPLETELY FINISHED ASSEMBLY.
STAY CLEAR OF ITEM WHILE OPERATING. DO NOT PLACE ITEM ON UNEVEN GROUND.
DO NOT PLACE WEIGHT ON ITEM WHILE IN OPERATION.
RECOMMENDED FOR SHELTERED OUTDOOR USE.

This device complies with Part 15 of the FCC rules. Operation is subject to the following two conditions: (1) this device may not cause harmful interference, and (2) this device must accept any interference received, including interference that may cause undesired operation..
Home Depot, 2455 Paces Ferry Road, Atlanta, GA 30339 1-855-HD-HOLIDAY HOMEACCENTSHOLIDAY.COM



DO NOT RETURN THIS ITEM TO THE STORE!
If experiencing technical difficulties, or any parts missing, please go to tekkydesign.com for assistance or call 1-855-HD-HOLIDAY



visit us at tekkydesign.com
Requires 6V 2A ADAPTER (included) or 4AA batteries (not included)

ALL NEW MATERIALS:
METAL, FOAM, PLASTIC, POLYESTER
Surface washable only.

ANIMATED LED WITCH™ is a trademark of Tekky.
Copyright © 2022 Tekky.
All Rights Reserved.
MADE IN CHINA

SMART PHONE SCAN SETUP VIDEO

