



Beware the Cellar Dweller!

- Doors Shake and Rattle!
- Makes Creepy Monster Sounds
- SURPRISE - a Monster Pops Out!
- A Real Shocker!

Installation & Operating Instructions



Photo 1



Photo 2



Photo 3



Photo 4




Photo 5





Photo 6



Photo 7



Photo 8



Photos 9, 10 & 11

1. Remove all contents from the package.
2. Locate Part A (Photo 1)
3. Open Part A and attach Velcro as shown (Photo 2) to make frame. Make sure to keep arrows pointing up.
4. Locate Part B and attach to Part C (Photo 3)
5. Locate Part D and attach to Part C (Photo 4).
Insert this into frame from underneath using Velcro attachments (Photo 5).
6. Locate Part E (Right Door in Photo 6) and attach to Frame using Velcro attachments (Photo 7).
7. Locate Part F (Left Door) and attach to Frame using Velcro attachments (Photo 8).
8. Locate Parts G (4 yard stakes - photos 9 and 10).
Attach these to holes in frame when using outdoors.
9. Close doors so that there is minimal gap between doors (Photo 11).
10. Install 4 AA batteries in module.

Do NOT operate this item until you have completely finished assembly. For best overall performance, we recommend you DO NOT operate your Cellar Dweller outdoors during adverse weather conditions (extreme cold, wind, rain, snow, etc.).
*** No weight should be placed on doors. ***

- Or... attach OPTIONAL 6V 1500 ma DC adapter to the DC plug.
(Adapter is NOT included. Go to www.tekkytoys.com to purchase.)
11. Turn switch to "ON" position to operate the Cellar Dweller in TIMED ACTIVATION/SOUND SENSOR mode.

STOP
DO NOT RETURN THIS ITEM TO THE STORE!
If experiencing technical difficulties, please go to www.tekkytoys.com or call toll free, 1-866-WOW-TOYS for assistance.

CELLAR DWELLER is a trademark of Tekky Toys. Copyright © 2008 Tekky Toys. All Rights Reserved.

FILLING: ALL NEW MATERIALS. SURFACE WASHABLE ONLY. Requires 4AA Batteries. MADE IN CHINA.

THIS ITEM IS NOT A TOY. Caution: Choking Hazard Small parts - not recommended for children under 3 years.

BATTERY INFORMATION:

1. Do not recharge non-rechargeable batteries.
2. Do not dispose of batteries in fire; they may leak or explode.
3. Do not mix alkaline, standard (carbon-zinc) or rechargeable (nickel-cadmium) batteries.
4. Do not mix old and new batteries.
5. Use only batteries of the same or equivalent type as recommended by the manufacturer.
6. Be sure to insert batteries with correct polarities and always follow manufacturers' instructions.
7. Remove exhausted batteries from product.
8. Do not short-circuit supply terminals.
9. Keep these instructions for the future because they contain important information.

SAFETY WARNING:

Remove all plastic fasteners and tags. These are part of the packaging and should be discarded. ATTENTION: Requires 4AA batteries WHICH ARE NOT INCLUDED! ADULT SUPERVISION IS RECOMMENDED WHEN REPLACING BATTERIES.



Item #56208
Cellar Dweller