

THRASHING ZOMBIE™

Installation and Operating Instructions

REMOVE ALL PARTS FROM PACKAGING.
KEEP ALL PLASTIC AND WIRE PARTS AWAY FROM CHILDREN.

Make sure Thrashing Zombie™ is on a level plane for proper operation and enjoyment. If the BASE is not level, it will NOT function correctly.

- 1. Insert POLE through the bottom of clothing and snap-lock into the base of the neck (match up B to B).**

See Fig. 1

Note: Align the snap-locks with the snap-holes and press firmly until locked in place.

- 2. Insert POLE into BASE (Match up A to A).**

See Fig. 2

Note: Align the snap-locks with the snap-holes and press firmly until locked in place.

- 3. Connect wire(s) from inside clothing to wire(s) located on BASE.**

See Fig. 3

- 4. Place YARD STAKES or SANDBAGS on BASE for added security (if required).**

Note: 3 YARD STAKES are supplied for sheltered outdoor use in soft ground.

See Fig. 4

2 SANDBAGS are supplied for indoor use. Fill included SAND BAGS with sand (not included) and secure tightly. Place the filled bags of sand into fabric bags and zip closed.

- 5. Insert 4 "AA" brand new, fresh alkaline batteries into the battery compartment located on the bottom of the BASE, or connect a 6V 2A DC Adapter to the jack located on top of the BASE**

See Fig. 5

Note: DC Adapter sold separately and can be purchased at: www.tekkytoys.com

- 6. Turn switch (on top of BASE) to the ON position to operate in motion/sound - activation mode. Item will operate when motion or loud sound is detected.**

- 7. Attach Velcro under clothing to opposite Velcro located on base.**

See Fig. 6

- 8. Bend wires in upper arms out to 45 degree angle.**

See Fig. 7

- 9. Clap or make a loud noise to activate Thrashing Zombie™.**

**Keep free from any obstructions

**No additional weight should be placed on the item.

Powered by Battery (4 "AA") or 6V 2A DC Adapter (optional)

Optional footpad and/or DC Adapter are sold separately and can be purchased at www.tekkytoys.com

Requires 4 "AA" Batteries

If you hear a constant "clicking" sound and this item does not function properly, it means there is an obstruction preventing the item from operating (for example: fabric, rock, brush, incline, etc.). The clicking sound does not mean that the item is broken, just remove any obstruction and the item should function normally.

CAUTION:

Do not turn on this item until you have completely finished assembly!
Stay clear of item while operating.

Warning:

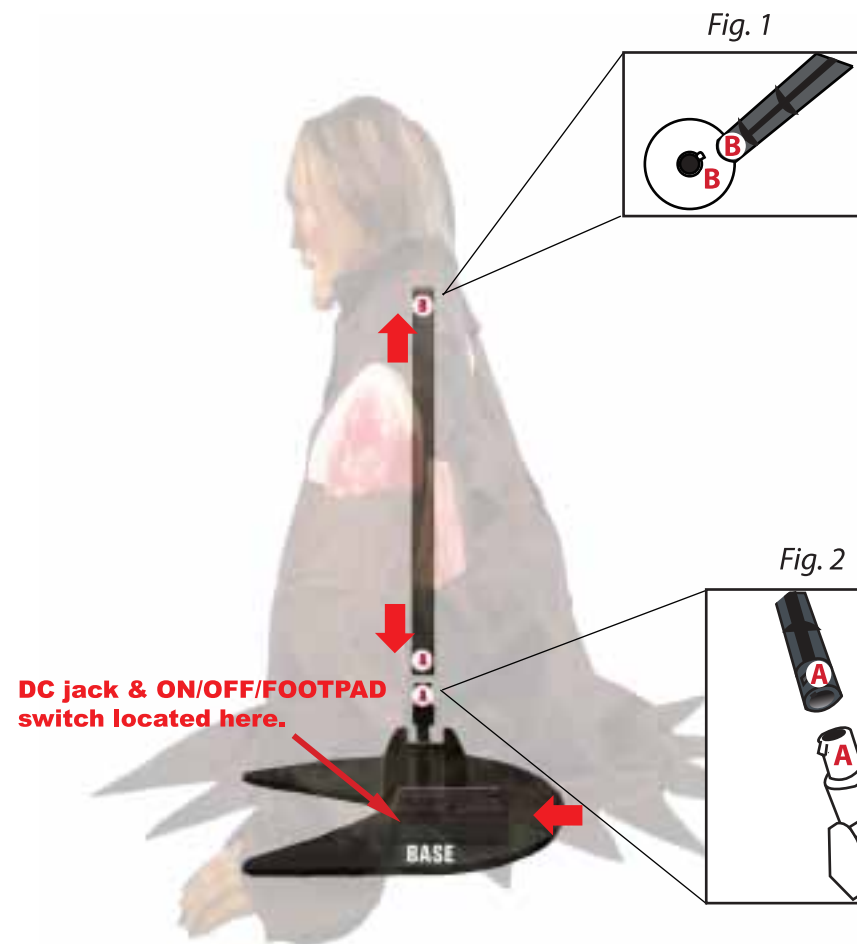
This item is not a toy. For decoration only. Small Parts, choking hazard. This product is intended for use by persons 15 years of age and older. Not intended for use by children 14 years of age and younger.

Outdoor Warnings:

For best overall performance, we recommend you operate your item in a sheltered outdoor area. We also recommend you bring your item indoors during adverse weather (i.e. extreme cold, strong winds and/or rain). This item operates best outdoors in temperatures above freezing (32°F). Tekky Toys recommends using heavy-duty, alkaline batteries for best operating performance.

PARTS INCLUDED:

**BASE (1)
POLE (1)
HEAD WITH CLOTHES (1)**



Optional Footpad Setup

Follow initial installation instruction first.

1. Connect wire from optional footpad to the jack labeled FOOTPAD located on the base.
2. Place the switch on the base into 'FOOTPAD' position to enable FOOTPAD activation.
3. Step on FOOTPAD to activate the scary sequence.

NOTE:

When plugging in, make sure pins line up properly with holes on plug. Align plug, groove side down, with the notch.

Caution!

Not aligning the plug to jack properly may cause permanent damage to Foot Pad jack of your item. **DO NOT** use excessive force when inserting jack.

*Footpads are sold separately and can be purchased at www.tekkytoys.com.

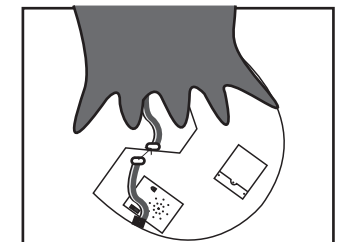
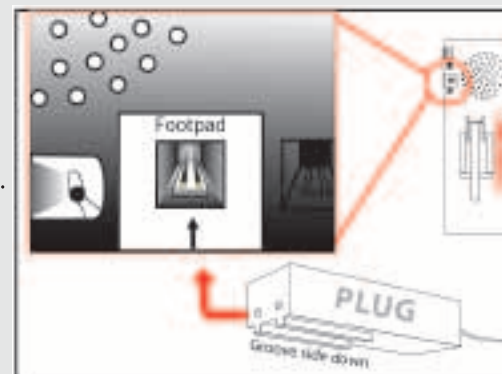


Fig. 3

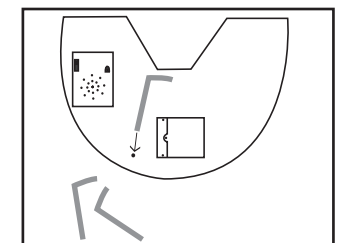


Fig. 4

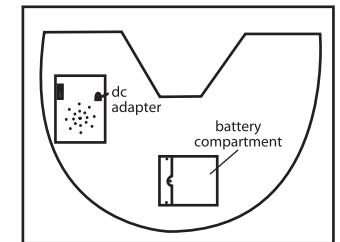


Fig. 5

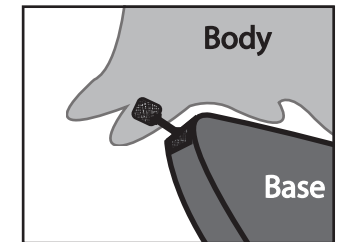


Fig. 6

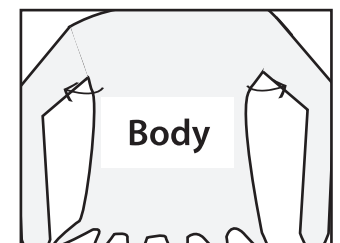


Fig. 7



Create your own Halloween Scene with all of Tekky Toys' animated products!
visit: www.tekkytoys.com



DO NOT RETURN THIS ITEM TO THE STORE!

If experiencing technical difficulties, please go to www.tekkytoys.com for assistance.

THRASHING ZOMBIE is a trademark of Tekky Toys. Copyright © 2010 Tekky Toys. All Rights Reserved.

FILLING: ALL NEW MATERIALS
PLASTIC, POLYESTER
SURFACE WASHABLE ONLY.

MADE IN CHINA